

## New Freshmen: Foreign language experience in High School

This data is for a random sample (N=324) of New Freshmen from the US admitted in Fall 2009, 2010, and 2011

Person Dup	FALSE
------------	-------

Language Count	Hawaii	Values		Mainland	Total N	Total %
	Hawaii N	%	%	N		
0	2	3.9%	24	8.8%	26	8.0%
1	42	82.4%	226	82.8%	268	82.7%
2	6	11.8%	22	8.1%	28	8.6%
3	1	2.0%	1	0.4%	2	0.6%
<b>Grand Total</b>	<b>51</b>	<b>100.0%</b>	<b>273</b>	<b>100.0%</b>	<b>324</b>	<b>100.0%</b>

Person Dup	FALSE
ID	(All)
Language Count	1

Language	Hawaii	Values			Mainland	Total N	Total %	Total Avg. Grade	
	Hawaii N	%	Avg. Grade	%	Avg. Grade				
ASL	1	2.38%	2.50	2	0.88%	3.50	3	1.12%	3.17
Chinese	1	2.38%	3.60	4	1.77%	3.60	5	1.87%	3.60
Foreign Language Elective		0.00%		1	0.44%	1.25	1	0.37%	1.25
French	2	4.76%	2.18	43	19.03%	3.52	45	16.79%	3.46
German		0.00%		11	4.87%	3.66	11	4.10%	3.66
Hawaiian	7	16.67%	2.97		0.00%		7	2.61%	2.97
Japanese	8	19.05%	3.16	4	1.77%	3.42	12	4.48%	3.24
Latin		0.00%		2	0.88%	3.92	2	0.75%	3.92
Spanish	23	54.76%	3.14	159	70.35%	3.36	182	67.91%	3.33
<b>Grand Total</b>	<b>42</b>	<b>100.00%</b>	<b>3.06</b>	<b>226</b>	<b>100.00%</b>	<b>3.41</b>	<b>268</b>	<b>100.00%</b>	<b>3.35</b>

# New Freshmen: Foreign language experience in High School

This data is for a random sample (N=324) of New Freshmen from the US admitted in Fall 2009, 2010, and 2011

Average of Total Course Count	Hawaii	Mainland	Grand Total
Cohort	Hawaii	Mainland	Grand Total
2009	2.2	2.5	2.4
2010	2.4	2.7	2.6
2011	2.3	2.3	2.3
<b>Grand Total</b>	<b>2.3</b>	<b>2.5</b>	<b>2.5</b>

person lang year dup FALSE

Count of person lang year id	Hawaii	Mainland	Grand Total
Grade Enrolled	Hawaii	Mainland	Grand Total
7th	0.00%	0.84%	0.72%
8th	0.97%	2.69%	2.44%
9th	19.42%	29.75%	28.22%
10th	34.95%	33.61%	33.81%
11th	32.04%	23.36%	24.64%
12th	12.62%	9.75%	10.17%
<b>Grand Total</b>	<b>100.00%</b>	<b>100.00%</b>	<b>100.00%</b>

Person Dup FALSE  
Cohort (All)

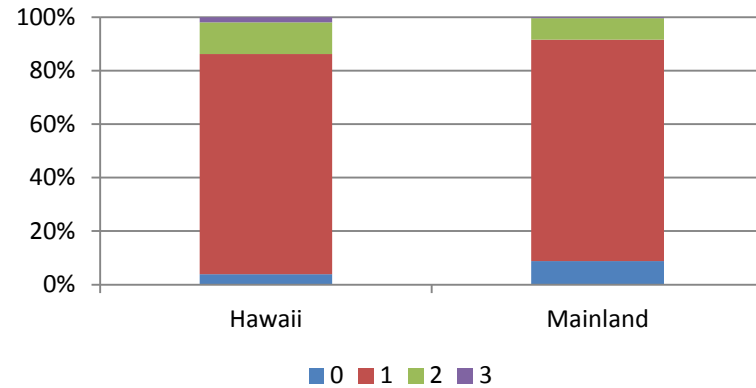
Language2	Hawaii	Values		Total N	Total %	
	Hawaii	Mainland				
	N	%	N	%		
Took Language in HS	49	96.08%	249	91.21%	298	91.98%
(blank)	2	3.92%	24	8.79%	26	8.02%
<b>Grand Total</b>	<b>51</b>	<b>100.00%</b>	<b>273</b>	<b>100.00%</b>	<b>324</b>	<b>100.00%</b>

# New Freshmen: Foreign language experience in High School

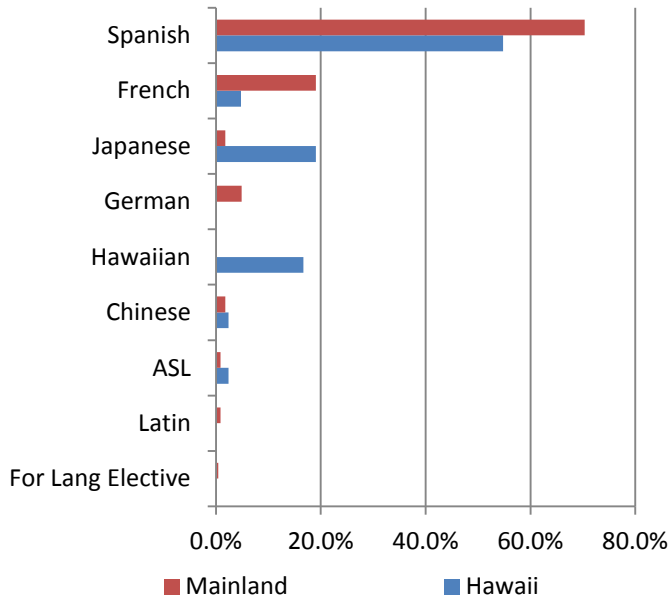
This data is for a random sample (N=324) of New Freshmen from the US admitted in Fall 2009, 2010, and 2011

- 91.9% of all new freshmen took language courses in high school
- 82.7% of new freshmen studied one language in High School
- An additional 9.2% of new freshmen studied two or more languages
- 8% of new freshmen had no foreign language courses on their HS transcripts
- 96.1% of new freshmen from Hawaii and 91.2% from the mainland studied at least one foreign language

## # of Languages Studied

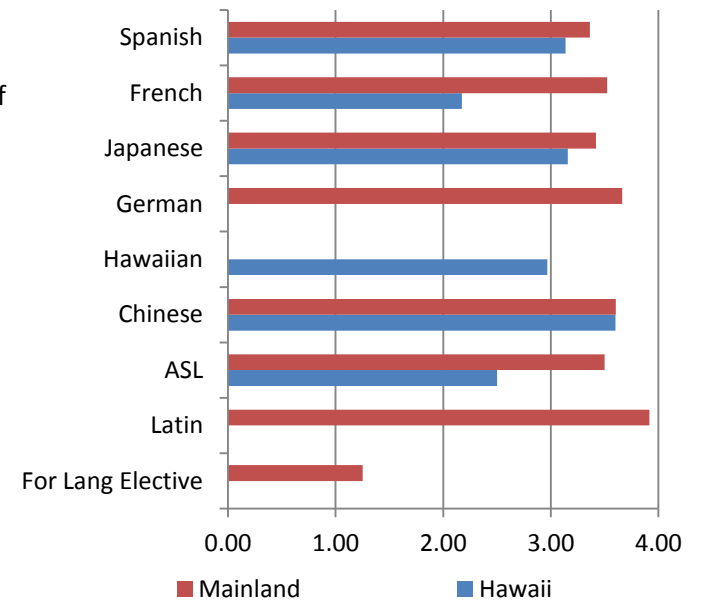


## Languages Studied



- 67.91% of students who study one language study Spanish
- 54.76% of Hawaii students and 70.35% of mainland students study Spanish
- Other popular languages are French, Japanese, German and Hawaiian
- The overall average grade for foreign language is a B+ (3.35)
- The average grade for Hawaii is a B (3.06) and for the Mainland is a B+ (3.41)

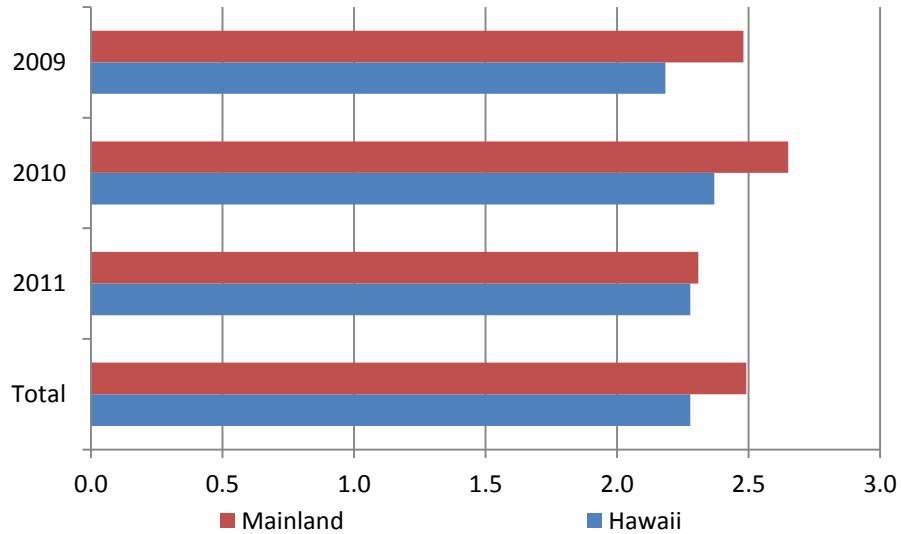
## Average Grades



# New Freshmen: Foreign language experience in High School

This data is for a random sample (N=324) of New Freshmen from the US admitted in Fall 2009, 2010, and 2011

## Average N of Year Courses Taken



- New Freshmen took an average of 2.5 years of foreign language in High School
- The overall average for students from Hawaii was 2.3 years of foreign language
- For students from the mainland the overall average is 2.5 years of foreign language in High School

- Overall, most students are taking foreign language in 9th and 10th grade
- Hawaii students tend to take more of their foreign language courses in 10th and 11th grade
- Mainland students tend to take more of their foreign language courses in 9th and 10th grade
- *Any differences shown have not been tested for significance*

## Grade Level of Language Study

